ARTìCOLO

MATERIALS & CARE GUIDE

LIGHTING FINISHES

We collaborate with a close network of craftsmen and women whose skill and talent we deeply respect. Our love for the artisanal nature of materiality in its different forms from the nuances of mouth-blown glass to solid metals, ceramics, stone and leather, is reflected in the human element of generational artisans whose value cannot be replicated though mass production.

Together we uphold ideas, exploration, creativity and curiosity as a collective, with a unified vision that ensures each finished piece is testament to the many minds and hands that have interpreted Nicci's unique design language.

FLEX CORD DETAIL



GLASS SHADES



STONE SHADES

Alabaster

Travertine (Unhoned)

METAL FINISHES

Brass

Bronze

Satin Nickel

Note: As Bronze is a hand applied finish, the depth of colour will vary

SEAM METAL FINISHES


Stainless Steel/Brass

Brass

Bronze Living Finish

Brass Living Finish

PLATED METAL FINISHES

Electroplate Black

POWDER COATED FINISHES


Black Powder Coat

White Powder Coat

Burgundy Powder Coat

ANODISED FINISHES

Anodised Black

Anodised Bronze

INDI WEAVE SHADES

Black

White

Natural

Sand


Teal

Note: All colours available individually, or in a 2/3 split combination. See left (Sand and Teal) for split reference.

MESH INLAYS


Brass Mesh Inlay


Silver Mesh Inlay


Rose Gold Mesh Inlay


Bronze Mesh Inlay

STONE DETAIL

Marble

Travertine (Honed)

LEATHER INLAYS

Latte

Titanium

Nougat

Pecan

Black

FLEX CORDS

Black

White

Natural Linen

Mid Grey Linen

Black & White

FLEX CORD DETAIL

CARE & MAINTENANCE

GENERAL GUIDELINES

SAFETY FIRST

Always switch off power before cleaning and allow the fixture to cool.

HANDLING WITH CARE

Use clean hands or cotton gloves when touching fittings to avoid fingerprints or surface marks.

SHADES & FIXTURES

If a shade must be removed, or maintenance involves more than surface cleaning, please contact Articolo Customer Support for guidance.

CLEANING PRACTICE

Use a soft, clean cloth to gently remove dust and surface marks.

REFRAIN FROM HARSH PRODUCTS

Strong cleaners, solvents, and abrasives can cause damage and should not be used.

METAL FINISHES

BRASS & BRONZE WITH ELECTROPHORETIC CLEARCOAT

Wipe gently with a clean, soft cloth to maintain clarity and sheen.

LIVING FINISH

Living finishes are hand-patinated and sealed with a wax coating. When properly cared for, the patina will age beautifully, developing a unique character over time. Variations in tone, darkening and marks from handling contribute to the individuality of each piece.

Dust with a soft, dry cloth. To maintain the natural lustre, occasionally apply a thin layer of non-abrasive wax (e.g. Renaissance Wax) using a soft cloth, then buff lightly.

Natural oils from the skin can mark the finish, so we recommend wearing powder-free nitrile gloves with soft cotton gloves over the top when unpacking, installing or maintaining the finish. Avoid household cleaners, polishes, alcohol, solvents and abrasive cloths.

METAL PLATED FINISHES

ELECTROPLATE BLACK & SATIN NICKEL

Carefully wipe with a clean cloth to remove dust and marks.

Consistent gentle cleaning preserves the plated surface.

POWDER COATED FINISHES

BLACK & WHITE

Clean regularly with a soft cloth to retain finish quality.

Gentle attention prevents surface dullness.

ANODISED FINISHES

Wipe with a clean cloth to maintain appearance.

In marine environments, clean frequently to avoid salt build-up, as salt is detrimental to the finish over time.

OTHER MATERIALS

GLASS

Use a clean white cloth to avoid colour transfer.

Clear, coloured, or frosted glass: Wipe gently to remove marks and restore clarity.

For persistent blemishes, rubbing alcohol (eg. Isocol) may be used. Avoid scrubbing.

STONE

Wipe gently with a soft cloth to remove dust and marks.

APPLIED FINISH

For shades or surfaces finished on site with specialist materials (e.g. Venetian plaster), please refer directly to the manufacturer or installer for care instructions, as Articolo cannot advise or warrant these finishes.

LEATHER

Wipe gently with a dry cloth. For spills, blot immediately using water-based cleaners only. Avoid saddle soap, oils, or home remedies, which may damage the leather. Keep away from sunlight and moisture.

MESH

Maintain with a light dusting using a soft cloth or duster.

INDI WEAVE

Dust gently with a soft cloth or duster.

ARTISANALLY ARTICOLO

As our glass shades are hand-crafted by master artisans, colours may vary subtly during production and from the website images. Subtle variations in thickness, depth and tone of colour, small bubbles and fine striations are inherent in the mouth blown process and the beauty of the craft.

Each shade has been inspected and carefully reviewed and approved by our Quality Assurance team.

Similarly, our bronze finish is individually applied by hand, creating subtle variations in tone and depth that make every piece unique.

FURTHER ASSISTANCE

For more stubborn surface blemishes or care beyond the guidance above, please contact Articolo Customer Support for tailored advice.

SUPPORT

Articolo is committed to artisanal craft and enduring quality. When our care and maintenance guidelines are followed, your piece is designed to retain its finish and performance for many years of use.

For further care, maintenance, or warranty support, please contact us:

Australia
T +61 (3) 8595 8011
E customersupport@articolostudios.com

North America
T +1 (646) 971 0065
E customersupport@articolostudios.com

A `S

ARTICOLOSTUDIOS.COM

MELBOURNE
AUSTRALIA

18 Willis Street
Richmond, VIC 3121
+61 (3) 8595 8011

NEW YORK
UNITED STATES

1123 Broadway, Suite 201
New York, NY 10010
+1 (646) 971 0065

SALES@ARTICOLOSTUDIOS.COM