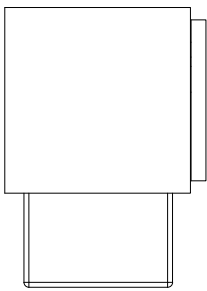
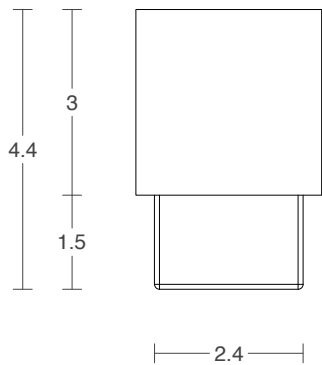
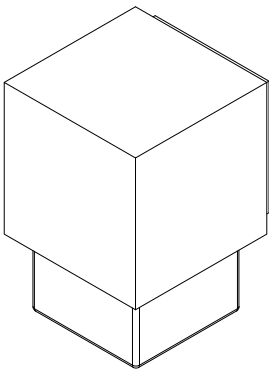
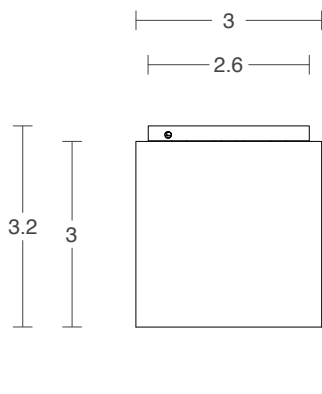


CUBO COLLECTION
EXTERIOR SINGLE WALL SCONCE



CUBO COLLECTION
EXTERIOR SINGLE WALL SCONCE

ARTICOLOSTUDIOS.COM



25V1

ABOUT CUBO

The Cubo collection is an exploration in contrasts—juxtaposing precision, machined materials with the soulful poeticism of the handcrafted, solidity with transparency, strong geometry, with textural chromatic refractions.

LEAD TIME

6 - 8 weeks

LIGHT SOURCE

2 x 4.2W LED board
350mA
2700K warm white
400 lumens
Dimmable

INSTALLATION

Supplied with external driver

WEIGHT

4.41 lb

FITTING FINISHES

Anodised Bronze
Anodised Black

AVAILABLE SHADE COMBINATIONS

Anodised Bronze with Clear Shade
Anodised Bronze with Smoke Shade
Anodised Black with Clear Shade
Anodised Black with Smoke Shade

CERTIFICATION STANDARD

UL

WARRANTY

3 years

IP RATING

IP65

