




ARTICOLO



MATERIALS & CARE GUIDE





LIGHTING FINISHES


We collaborate with a close network of craftsmen and women whose skill and talent we deeply respect. Our love for the artisanal nature of materiality in its different forms from the nuances of mouth-blown glass to solid metals, ceramics, stone and leather, is reflected in the human element of generational artisans whose value cannot be replicated through mass production.

Together we uphold ideas, exploration, creativity and curiosity as a collective, with a unified vision that ensures each finished piece is testament to the many minds and hands that have interpreted Nicci's unique design language.


GLASS SHADES



Clear




Snow



Clear & White



Cast Glass




Fizi



Grey



Grey Frost



2/3 Grey Frost




Clear Fluted



Smoke



Smoke Frost



2/3 Smoke Frost




Ovolo White & Clear



Grey Slab



Tea Slab



Ice



Mint




Smoke



Honey




Guava



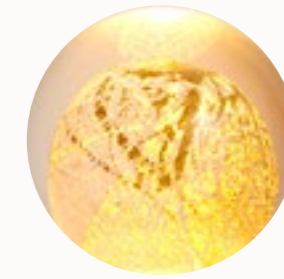
Drunken Emerald



Tea




Frosted Tea




Oro


PORCELAIN SHADES



Natural



Grey



Black

STONE SHADES



Alabaster




Travertine (Unhoned)

VENEER SHADES



Pale




Dark


BARNACLE FINISHES




Mid Bronze Barnacles



Dark Bronze Barnacles



Claret Barnacles



Ink Barnacles

INDI WEAVE SHADES



Black




White



Natural




Sand



Teal

Note: All colours available individually, or in a 2/3 split combination. See left (Sand, Olive and Teal) for split reference.

METAL FITTINGS



Polished Brass



Bronze

Note: As Bronze is a hand applied finish, the depth of colour will vary

PLATED METAL FITTINGS




Electroplate Black



Satin Nickel


POWDER COATED FITTINGS




Black Powder Coat



White Powder Coat




White Shoji Powder Coat



Burgundy Powder Coat

ANODISED FITTINGS

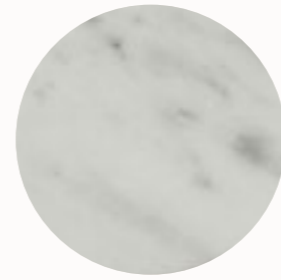


Anodised Black




Anodised Bronze

STONE DETAIL



Marble




Travertine (Honed)



MESH INLAYS



Brass Mesh Inlay



Silver Mesh Inlay



Rose Gold Mesh Inlay

LEATHER INLAYS



Latte



Black



Driftwood



Venetian Linen



Storm



Cascade



Cafe Havana

FLEX CORDS




Black




White



Natural Linen




Mid Grey Linen



Black & White

FLEX CORD DETAIL



CARE & MAINTENANCE

METAL FINISHES

FINISHED BRASS WITH ELECTROPHORETIC CLEARCOAT

Gently clean any marks or blemishes with a warm damp soft cloth as required, ensure surface is dried completely.

Do not use solvents, abrasive cleaners or scourers on any Articolo products as this may affect the thickness of the coating over time.

BRONZE

Annually or as required, apply non abrasive wax (Renaissance wax) to the surface, wipe clean with a soft cloth.

Apply after installation & annually or as required. Do not use solvents, abrasive cleaners or scourers on any Articolo products as this may affect the thickness of the coating over time.

METAL PLATED FINISHES

ELECTROPLATE BLACK & SATIN NICKEL

Gently clean any marks or blemishes with a warm damp soft cloth as required, ensure surface is dried completely.

Do not use solvents, abrasive cleaners or scourers on any Articolo products as this may affect the thickness of the coating over time.

POWDER COATED FINISHES

BLACK ACE, GRAPHITE & WHITE

Gently clean any marks or blemishes with a warm damp soft cloth as required, ensure surface is dried completely.

Do not use solvents, abrasive cleaners or scourers on any electroplated Articolo products as this may affect the thickness of the coating over time.

ANODISED FINISHES

Regular use of a clean, damp cotton rag or microfiber cloth can be used to remove any dirt or dust on the surface.

If located in a marine environment, the fixture should be regularly wiped clean with a warm damp rag to avoid build-up of salt spray on the surface. Build-up of salt sediment and debris is detrimental to the finish.

Do not use solvents, abrasive cleaners or scourers on any Articolo products.

Never spray a high-pressure hose onto the fixture.

For 'stubborn' stains or build up, please contact Articolo.

OTHER FINISHES

GLASS

For clear glass and coloured glass, wipe gently with a soft, clean cloth moistened with warm water; 'Isocol' rubbing alcohol may alternatively be used.

For frosted or etched glass, dust gently with a duster or soft rag. Do not scrub frosted glass. Removable shades can be washed carefully in warm to hot water in the sink with minimal cleaning solution.

STONE

Gently clean any marks or blemishes with a warm damp soft cloth as required, ensure surface is dried completely.

VENEER

Dust gently with a soft rag or duster. Or, gently use a warm damp soft cloth as required, ensure surface is dried completely. Do not use commercial cleaning agents.

APPLIED FINISH

Dust gently with a soft rag or duster. Or, gently use a warm damp soft cloth as required, ensure surface is dried completely. Do not use commercial cleaning agents.

OTHER FINISHES (CONT)

LEATHER

Dust with a clean cloth, as needed. In the case of a spill, wipe excess liquid immediately and let air dry. Do not apply saddle soap, oils, cleaners, or home remedies to the leather as these products are not made specifically for use on upholster leather and can potentially harm the leather.

MESH

Dust gently with a soft rag or duster. Do not use commercial cleaning agents.

INDI WEAVE

Dust gently with a soft rag or duster. Do not use commercial cleaning agents.

Ensure lights are turned off prior to cleaning or maintenance.

ARTISANALLY ARTICOLO

As our glass shades are hand-crafted by master artisans, colours may vary subtly from website images. You will also see the maker's touch in the small bubbles and striations inherent to the process of creating mouth-blown glass. Similarly, metal finishes, particularly hand-rubbed bronze, may vary in tone from mid to dark bronze.

With these distinctions in mind, please know that we take every care to match glass colours and metal finishes for each order.

SUPPORT

Articolo celebrates the art of light through a commitment to artisanal craft and quality workmanship. Following these care and maintenance guidelines will ensure your piece maintains its appearance for many years to come.

If you have any questions regarding care and maintenance, please contact us and we will happily assist you:

+61 (3) 8595 8011
info@articolostudios.com

A 'S

ARTICOLOSTUDIOS.COM

MELBOURNE
AUSTRALIA

18 Willis Street
Richmond, VIC 3121
+61 (3) 8595 8011

NEW YORK
UNITED STATES

1123 Broadway, Suite 201
New York, NY 10010
+1 (646) 971 0065

SALES@ARTICOLOSTUDIOS.COM

