

SWIVEL COLLECTION

DOUBLE WALL SCONCE



25V/4

ABOUT SWIVEL

The tacit knowledge accrued from ten years in lighting has resulted in a light that offers exceptional performance and technical intelligence without sacrificing the meticulously designed decorative fittings for which Articolo are renowned.

LEAD TIME

8 - 10 weeks

CERTIFICATION

UL

WARRANTY

3 years

CONFIGURATION

Swivel is available in small, medium, large and extra-large. As a modular fitting, Swivel can be configured in any combination of sizes.

FITTING SIZES

Small
Medium
Large
Extra Large

FITTING FINISHES

Brass
Bronze*

* As Bronze is a hand applied finish the depth of colour will vary

INLAY

Brass Mesh
Silver Mesh
Pecan Leather
Nougat Leather
Titanium Leather

SHADE COLOURS

Clear

SWIVEL COLLECTION

ARTICOLOSTUDIOS.COM

DOUBLE WALL SCONCE

SMALL & SMALL



LIGHT SOURCE

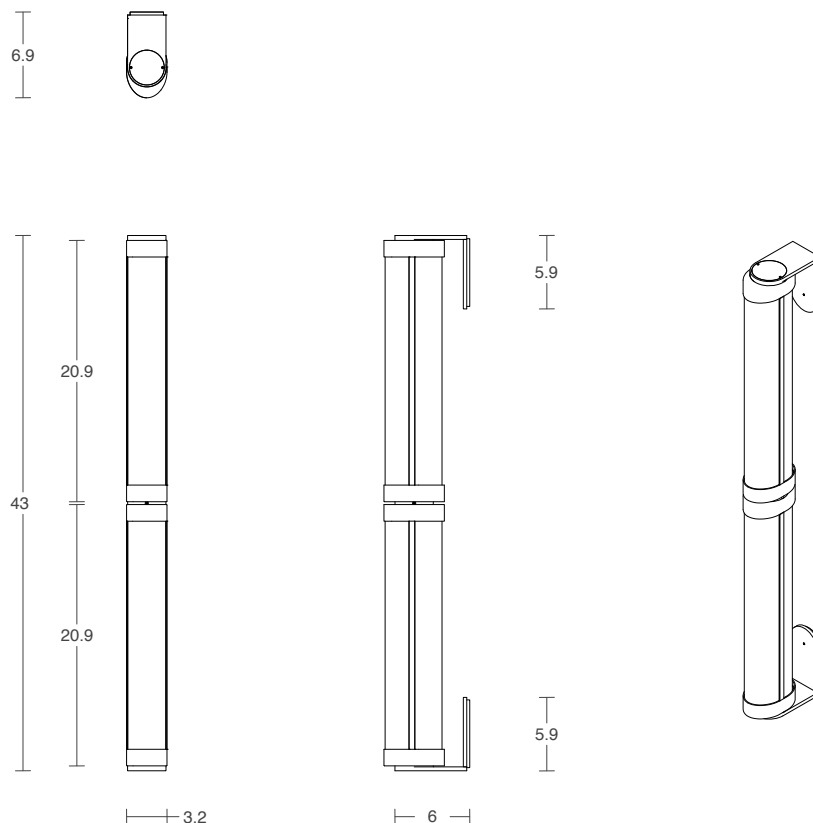
2 x 18W LED Board 24V
2700K warm white
3600 total lumen output
Dimmable

INSTALLATION

Supplied with external driver

WEIGHT

19lb



MEDIUM & MEDIUM



LIGHT SOURCE

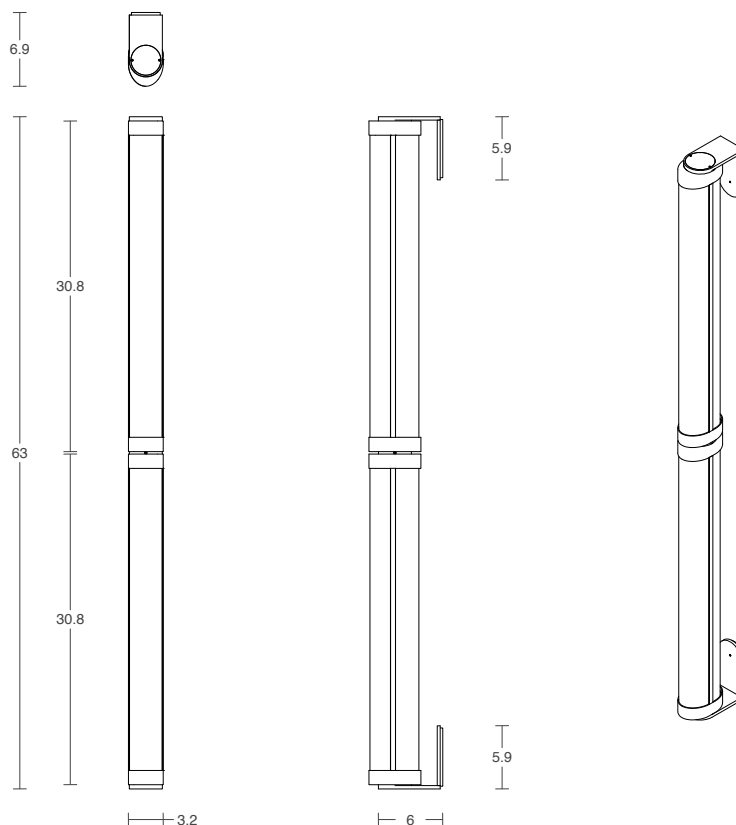
2 x 26W LED Board 24V
2700K warm white
5200 total lumen output
Dimmable

INSTALLATION

Supplied with external driver and mounting plate to fit 4.0 square Jbox

WEIGHT

33lb



SWIVEL COLLECTION

ARTICOLOSTUDIOS.COM

DOUBLE WALL SCONCE

SMALL & LARGE



LIGHT SOURCE

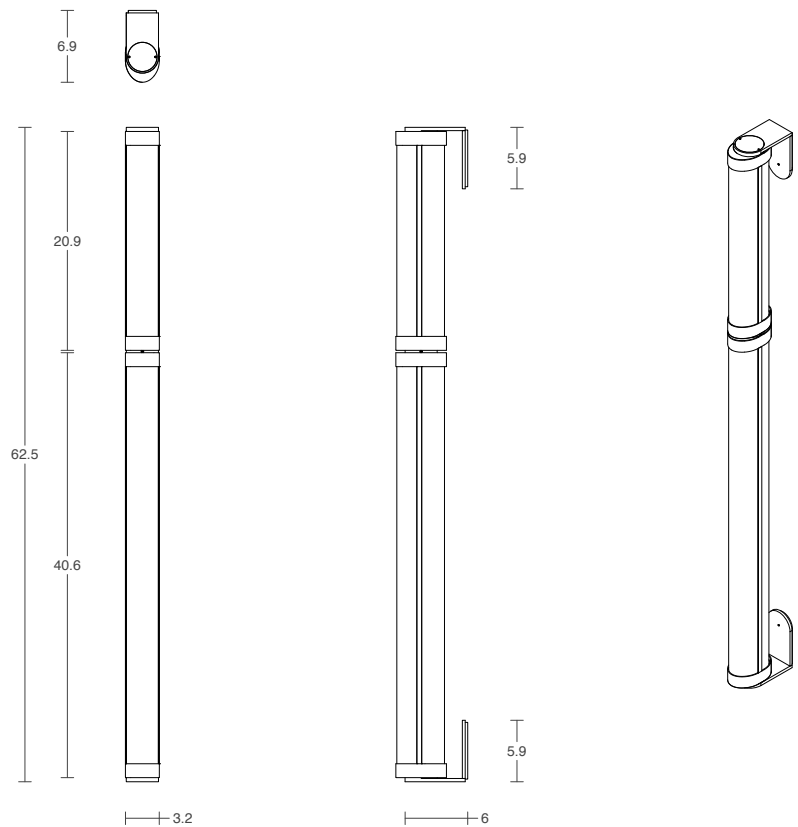
3 x 18W LED Board 24V
2700K warm white
5400 total lumen output
Dimmable

INSTALLATION

Supplied with external driver

WEIGHT

22.71lb



MEDIUM & LARGE



LIGHT SOURCE

1 x 26W LED Board 24V
2 x 18W LED Board 24V
2700K warm white
6200 total lumen output
Dimmable

INSTALLATION

Supplied with external driver and mounting plate to fit 4.0 square Jbox

WEIGHT

35.25lb

