

SWIVEL COLLECTION

DOUBLE WALL SCONCE



25V/4

ABOUT SWIVEL

The tacit knowledge accrued from ten years in lighting has resulted in a light that offers exceptional performance and technical intelligence without sacrificing the meticulously designed decorative fittings for which Articolo are renowned.

LEAD TIME

6 - 8 weeks

CERTIFICATION

CE/AU

WARRANTY

3 years

CONFIGURATION

Swivel is available in small, medium, large and extra-large. As a modular fitting, Swivel can be configured in any combination of sizes.

FITTING SIZES

Small
Medium
Large
Extra Large

FITTING FINISHES

Brass
Bronze*

* As Bronze is a hand applied finish the depth of colour will vary

INLAY

Brass Mesh
Silver Mesh
Pecan Leather
Nougat Leather
Titanium Leather

SHADE COLOURS

Clear

SWIVEL COLLECTION
DOUBLE WALL SCONCE

ARTICOLOSTUDIOS.COM

SMALL & SMALL



LIGHT SOURCE

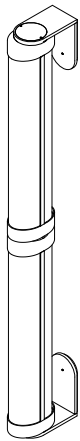
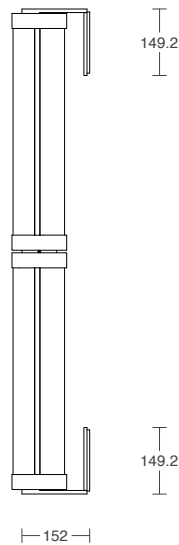
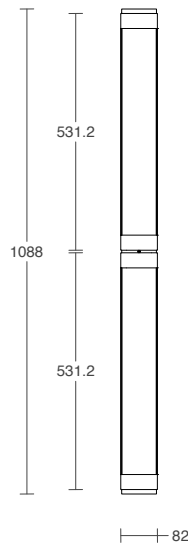
2 x 18W LED Board 24V
2700K warm white
3600 total lumen output
Dimmable

INSTALLATION

Supplied with external driver

WEIGHT

8.6kg



MEDIUM & MEDIUM



LIGHT SOURCE

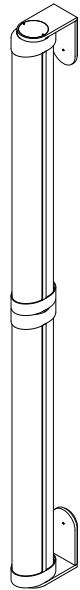
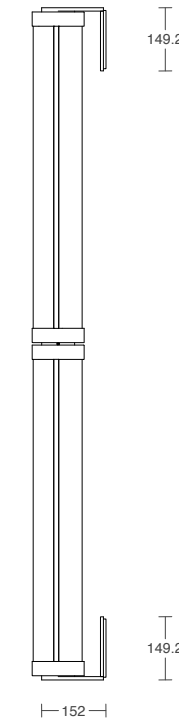
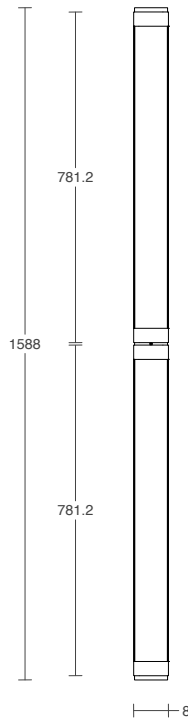

2 x 26W LED Board 24V
2700K warm white
5200 total lumen output
Dimmable

INSTALLATION

Supplied with external driver

WEIGHT

15kg



SWIVEL COLLECTION

ARTICOLOSTUDIOS.COM

DOUBLE WALL SCONCE

SMALL & LARGE



LIGHT SOURCE

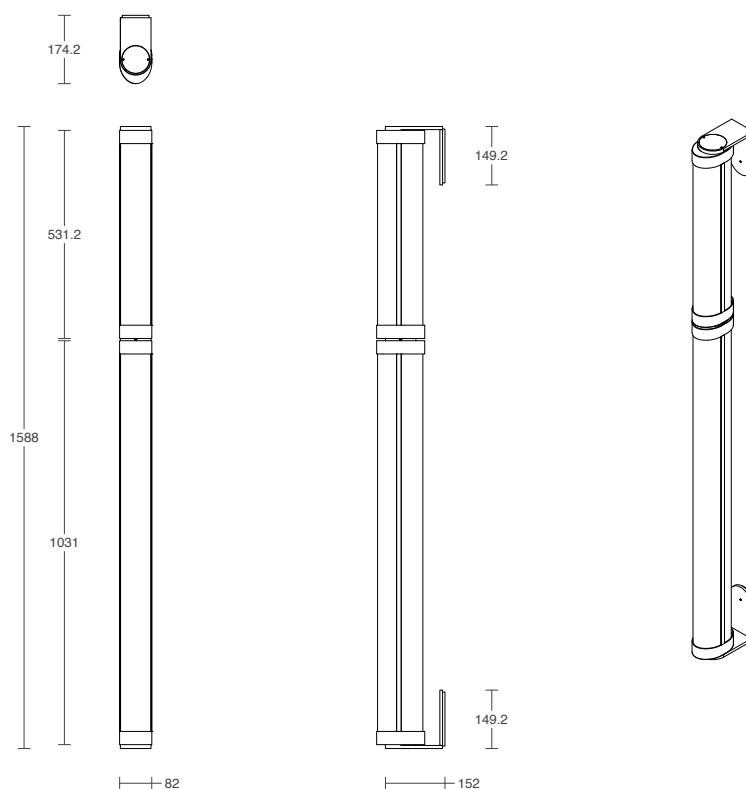
3 x 18W LED Board 24V
2700K warm white
5400 total lumen output
Dimmable

INSTALLATION

Supplied with external driver

WEIGHT

10.3kg



MEDIUM & LARGE



LIGHT SOURCE

1 x 26W LED Board 24V
2 x 18W LED Board 24V
2700K warm white
6200 total lumen output
Dimmable

INSTALLATION

Supplied with external driver

WEIGHT

16kg

