



ARTICOLO



MATERIALS & CARE GUIDE





LIGHTING FINISHES

We collaborate with a close network of craftsmen and women whose skill and talent we deeply respect. Our love for the artisanal nature of materiality in its different forms from the nuances of mouth-blown glass to solid metals, ceramics, stone and leather, is reflected in the human element of generational artisans whose value cannot be replicated through mass production.

Together we uphold ideas, exploration, creativity and curiosity as a collective, with a unified vision that ensures each finished piece is testament to the many minds and hands that have interpreted Nicci's unique design language.

GLASS SHADES



Clear



Snow



White Gloss




Clear & White



Cast Glass



Grey



Grey Frost



2/3 Grey Frost




Grey & Clear



Smoke



Smoke Frost



2/3 Smoke Frost




Smoke & Clear



Ovolo White & Clear



Ovolo Black & Clear



Drunken Emerald




Aubergine



Storm




Tea




Frosted Tea

GLASS SHADES (CONT)




Sea Blue




Frosted Sea Blue




Sea Green




Frosted Sea Green




Grey Slab



Tea Slab



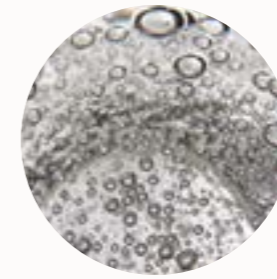
Drunken Emerald Slab




Abyss Slab



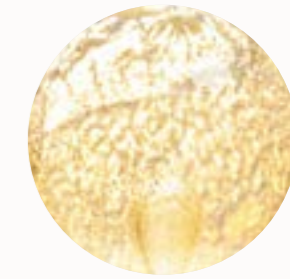
Clear Fluted



Fizi



Scandi Smoke



Oro



STONE SHADES



Alabaster



Travertine (Unhoned)

VENEER SHADES




Pale



Dark

METAL FITTINGS



Linished Brass



Bronze

Note: As Bronze is a hand applied finish, the depth of colour will vary

PLATED METAL FITTINGS




Electroplate Black



Satin Nickel

POWDER COATED FITTINGS



Black Powder Coat



White Powder Coat



White Shoji Powder Coat



Burgundy Powder Coat

INDI WEAVE SHADES



Black




White




Natural



Sand



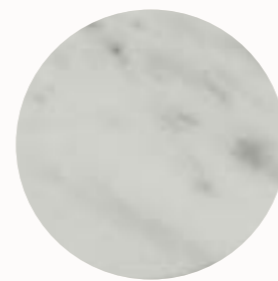
Olive



Teal

Note: All colours available individually, or in a 2/3 split combination. See left (Sand, Olive and Teal) for split reference.

STONE DETAIL




Marble




Travertine (Honed)



MESH INLAYS



Brass Mesh Inlay



Silver Mesh Inlay



Rose Gold Mesh Inlay


LEATHER INLAYS



Latte




Black



Camel



Olive



Burgundy

FLEX CORDS



Black




White



Natural Linen



Mid Grey Linen



Black & White

FLEX CORD DETAIL



CARE & MAINTENANCE

METAL FINISHES

FINISHED BRASS WITH ELECTROPHORETIC CLEARCOAT

Gently clean any marks or blemishes with a warm damp soft cloth as required, ensure surface is dried completely.

Do not use solvents, abrasive cleaners or scourers on any Articulo products as this may affect the thickness of the coating over time.

MID BRONZE

Annually or as required, apply non abrasive wax (Renaissance wax) to the surface, wipe clean with a soft cloth.

Apply after installation & annually or as required. Do not use solvents, abrasive cleaners or scourers on any Articulo products as this may affect the thickness of the coating over time.

METAL PLATED FINISHES

ELECTROPLATE BLACK & SATIN NICKEL

Gently clean any marks or blemishes with a warm damp soft cloth as required, ensure surface is dried completely.

Do not use solvents, abrasive cleaners or scourers on any Articulo products as this may affect the thickness of the coating over time.

POWDER COATED FINISHES

BLACK ACE, GRAPHITE & WHITE

Gently clean any marks or blemishes with a warm damp soft cloth as required, ensure surface is dried completely.

Do not use solvents, abrasive cleaners or scourers on any electroplated Articulo products as this may affect the thickness of the coating over time.

ANODISED FINISHES

Regular use of a clean, damp cotton rag or microfiber cloth can be used to remove any dirt or dust on the surface.

If located in a marine environment, the fixture should be regularly wiped clean with a warm damp rag to avoid build-up of salt spray on the surface. Build-up of salt sediment and debris is detrimental to the finish.

Do not use solvents, abrasive cleaners or scourers on any Articulo products.

Never spray a high-pressure hose onto the fixture.

For 'stubborn' stains or build up, please contact Articulo.

OTHER FINISHES

GLASS

For clear glass and coloured glass, wipe gently with a soft, clean cloth moistened with warm water; 'Isocol' rubbing alcohol may alternatively be used.

For frosted or etched glass, dust gently with a duster or soft rag. Do not scrub frosted glass. Removable shades can be washed carefully in warm to hot water in the sink with minimal cleaning solution.

STONE

Gently clean any marks or blemishes with a warm damp soft cloth as required, ensure surface is dried completely.

VENEER

Dust gently with a soft rag or duster. Or, gently use a warm damp soft cloth as required, ensure surface is dried completely. Do not use commercial cleaning agents.

APPLIED FINISH

Dust gently with a soft rag or duster. Or, gently use a warm damp soft cloth as required, ensure surface is dried completely. Do not use commercial cleaning agents.

OTHER FINISHES (CONT)

LEATHER

Dust gently with a soft rag or duster. Do not use commercial cleaning agents.

MESH

Dust gently with a soft rag or duster. Do not use commercial cleaning agents.

INDI WEAVE

Dust gently with a soft rag or duster. Do not use commercial cleaning agents.

Ensure lights are turned off prior to cleaning or maintenance.

ARTISANALLY ARTICOLO

As our glass shades are hand-crafted by master artisans, colours may vary subtly from website images. You will also see the maker's touch in the small bubbles and striations inherent to the process of creating mouth-blown glass. Similarly, metal finishes, particularly hand-rubbed bronze, may vary in tone from mid to dark bronze.

With these distinctions in mind, please know that we take every care to match glass colours and metal finishes for each order.

SUPPORT

Articulo celebrates the art of light through a commitment to artisanal craft and quality workmanship. Following these care and maintenance guidelines will ensure your piece maintains its appearance for many years to come.

If you have any questions regarding care and maintenance, please contact us and we will happily assist you:

+61 (3) 8595 8011
info@articolostudios.com

A 'S

ARTICOLOSTUDIOS.COM

MELBOURNE
AUSTRALIA

18 Willis Street
Richmond, VIC 3121
+61 (3) 8595 8011

NEW YORK
UNITED STATES

1123 Broadway, Suite 201
New York, NY 10010
+1 (646) 971 0065

SALES@ARTICOLOSTUDIOS.COM

