

ARTÌCOLO

STUDIOS

MATERIALS & CARE GUIDE

HOME



FURNITURE SMALL FINISHES


As with Articolo Studios lighting, there is an atelier-like precision to our furniture range. Each tailored piece encapsulating quality and craftsmanship, where contemporary design and tactility converge to make a statement. We continue to collaborate with a close network of craftsmen and women whose skill and talent we deeply respect. Together we uphold ideas, exploration, creativity and curiosity as a collective, with a unified vision that ensures each finished piece is testament to the many minds and hands that have interpreted founder and creative director Nicci Kavals' unique design language.



ELMO LEATHER



Latte



Camel



Olive




Burgundy

VERONA LEATHER



Mimosa



Spinifex

METAL



Burnished Brass



Bronze

VENEER




Wenge Veneer




Pale Veneer

STRAW MARQUETRY



Fog



Storm

CARE & MAINTENANCE

ITALIAN LEATHER FINISHES

Please Note: Failure to regularly maintain leather may lead to a build-up of perspiration and body oils that may discolour leather.

ELMO

REGULAR CARE

Protect from direct sunlight, heating source and weather.
Dust on a regular basis with a clean dry cloth.

CLEANING

Gently remove all spills immediately with dry clean cloth.
Do not scrub or rub hard.
Do not use shoe polish, saddle soap or unidentified leather cleaners.
Dust before cleaning, if vacuuming use soft attachment.
Dry in shade away from heat.

VERONA

REGULAR CARE

Verona leather as it is an Aniline leather; naturally marks, scratches and ages. The natural characteristics such as insect bites, fat wrinkles, growth marks and healed scars can still be visible, a sign of a superior natural leather with its own individuality.

Protect from direct sunlight, heating source and weather.
Dust on a regular basis with a clean dry cloth.

CLEANING

Gently remove all spills immediately with dry clean cloth.
Do not scrub or rub hard.
Do not use damp cloth.
Do not use shoe polish, saddle soap or unidentified leather cleaners, pastes or abrasives.
Dust before cleaning, if vacuuming use soft attachment.
Dry in shade away from heat.

VENEER

Use a damp cloth and wipe in the direction of the grain for best results.

Do not use solvents, abrasive cleaners or scourers

METAL FINISHES

BURNISHED BRASS

Use a dry microfibre cloth and wipe surfaces.

Do not use solvents, abrasive cleaners or scourers.

Slight variation in finish is part of the hand finished craft.

BRONZE

Use a dry microfibre cloth and wipe surfaces.

Do not use solvents, abrasive cleaners or scourers.

STRAW MARQUETRY

Use a dry microfibre cloth and wipe surfaces.

Do not use solvents, abrasive cleaners or scourers.

Slight variation in finish is part of the handmade craft.

SUPPORT

Articolo celebrates a commitment to artisanal craft and quality workmanship. Following these care and maintenance guidelines will ensure your piece maintains its appearance for many years to come.

If you have any questions regarding care and maintenance, please contact us and we will happily assist you:

+61 (3) 8595 8011

info@articolostudios.com

A `S

ARTICOLOSTUDIOS.COM



MELBOURNE
AUSTRALIA

18 Willis Street
Richmond, VIC 3121
+61 (3) 8595 8011

NEW YORK
UNITED STATES

1123 Broadway, Suite 201
New York, NY 10010
+1 (646) 971 0065

SALES@ARTICOLOSTUDIOS.COM