



# ARTICOLO



MATERIALS & CARE GUIDE





#### LIGHTING FINISHES

We collaborate with a close network of craftsmen and women whose skill and talent we deeply respect. Our love for the artisanal nature of materiality in its different forms from the nuances of mouth-blown glass to solid metals, ceramics, stone and leather, is reflected in the human element of generational artisans whose value cannot be replicated through mass production.


Together we uphold ideas, exploration, creativity and curiosity as a collective, with a unified vision that ensures each finished piece is testament to the many minds and hands that have interpreted Nicci's unique design language.




SHADES - GLASS



Clear



Snow



White Gloss



Clear & White




Clear Fluted



Grey



Grey Frost



2/3 Grey Frost



Grey & Clear



Smoke



Smoke Frost



2/3 Smoke Frost




Smoke & Clear



Ovolo White & Clear



Ovolo Black & Clear



Drunken Emerald



Aubergine



Storm



Tea




Frosted Tea

SHADES - GLASS (CONT)




Sea Blue



Frosted Sea Blue



Sea Green



Frosted Sea Green



Grey Slab



Tea Slab



Drunken Emerald Slab



Abyss Slab



Fizi Slab



Fizi Ball



Oro



Scandi Smoke










METALS



Linished Brass



Mid Bronze

PLATED METALS




Electroplate Black



Satin Nickel

POWDER COATED



Black Ace Powder Coat



Graphite Powder Coat



White Powder Coat

ANODISED



Anodised Black



Anodised Light Grey



Anodised Gun Metal



Anodised Dark Grey



Anodised Light Brass



Anodised Dark Brass

INDI WEAVES



Black



White




Natural



Sand



Olive




Teal

Note: All colours available individually, or in a 2/3 split combination. See left (Sand, Olive and Teal) for split reference.

MESH INLAYS



Brass Mesh Inlay



Silver Mesh Inlay



Rose Gold Mesh Inlay



Bronze Linear Mesh Inlay

LEATHER INLAYS



Latte



Navy



Black





FLEX CORDS



Black




White



Natural Linen



Mid Grey Linen



Black & White

STONE



Marble



Travertine

FLEX CORD DETAIL





CARE & MAINTENANCE

METAL FINISHES

LINISHED BRASS WITH  
ELECTROPHORETIC CLEARCOAT

Gently clean any marks or blemishes with a warm damp soft cloth as required, ensure surface is dried completely.

Do not use solvents, abrasive cleaners or scourers on any Articolo products as this may affect the thickness of the coating over time.

MID BRONZE

Annually or as required, apply non abrasive wax (Renaissance wax) to the surface, wipe clean with a soft cloth.

Apply after installation & annually or as required. Do not use solvents, abrasive cleaners or scourers on any Articolo products as this may affect the thickness of the coating over time.

METAL PLATED FINISHES

ELECTROPLATE BLACK  
& SATIN NICKEL

Gently clean any marks or blemishes with a warm damp soft cloth as required, ensure surface is dried completely.

Do not use solvents, abrasive cleaners or scourers on any Articolo products as this may affect the thickness of the coating over time.

POWDER COATED FINISHES

BLACK ACE, GRAPHITE & WHITE

Gently clean any marks or blemishes with a warm damp soft cloth as required, ensure surface is dried completely.

Do not use solvents, abrasive cleaners or scourers on any electroplated Articolo products as this may affect the thickness of the coating over time.

ANODISED FINISHES

Regular use of a clean, damp cotton rag or microfibre cloth can be used to remove any dirt or dust on the surface.

If located in a marine environment, the fixture should be regularly wiped clean with a warm damp rag to avoid build-up of salt spray on the surface. Build-up of salt sediment and debris is detrimental to the finish.

Do not use solvents, abrasive cleaners or scourers on any Articolo products.

Never spray a high-pressure hose onto the fixture.

For ‘stubborn’ stains or build up, please contact Articolo.

OTHER FINISHES

GLASS

For clear glass and coloured glass, wipe gently with a soft, clean cloth moistened with warm water; ‘Isocol’ rubbing alcohol may alternatively be used.

For frosted or etched glass, dust gently with a duster or soft rag. Do not scrub frosted glass. Removable shades can be washed carefully in warm to hot water in the sink with minimal cleaning solution.

Ensure lights are turned off prior to cleaning or maintenance.

PORCELAIN

For porcelain shades, use a soft rag with diluted clear or white cleaning solution, or dust gently with a duster or soft rag.

LEATHER

Dust gently with a soft rag or duster.  
Do not use commercial cleaning agents.

MESH

Dust gently with a soft rag or duster.  
Do not use commercial cleaning agents.

PAPER

For paper shades, dust gently with a duster or soft cloth.  
Take care not to place pressure on the paper shade

SUPPORT

Articolo celebrates the art of light through a commitment to artisanal craft and quality workmanship. Following these care and maintenance guidelines will ensure your piece maintains its appearance for many years to come.

If you have any questions regarding care and maintenance, please contact us and we will happily assist you:

+61 (3) 8595 8011  
info@articolostudios.com



A 'S

ARTICOLOSTUDIOS.COM

MELBOURNE

*By Appointment*

18 Willis Street  
Richmond, VIC 3121  
+61 (3) 8595 8011

NEW YORK

*By Appointment*

1123 Broadway, Suite 201  
New York, NY 10010  
+1 (646) 971 0065

SALES@ARTICOLOSTUDIOS.COM

