


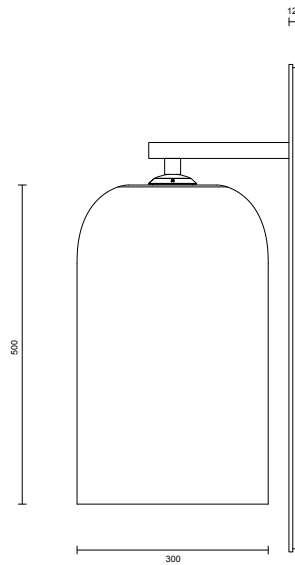
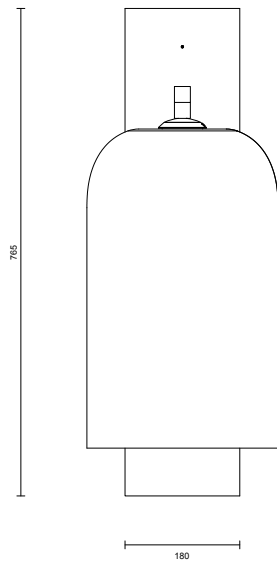
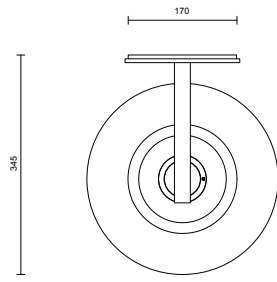
MONI COLLECTION
EXTERIOR EXTRA LARGE WALL SCONCE



MONI COLLECTION

ARTICOLOSTUDIOS.COM

EXTERIOR EXTRA LARGE WALL SCONCE



23V2

ABOUT MONI

Moni is defined by its fluid form created using a handcrafted artisanal technique refined over generations. .

LEAD TIME

6 - 8 weeks

LIGHT SOURCE

12V 8.4W Constant Current LED Board, 500mA
2700K warm white
600 lumens
Dimmable

INSTALLATION

Supplied with an external driver

WEIGHT

8kg

IP RATING

IP65

CERTIFICATION

CE/AU

WARRANTY

3 years

FITTING FINISHES

Anodised Black

*Custom finishes available on request:

Light Grey
Dark Grey
Gun Metal
Light Brass
Dark Brass

EXTERIOR SHADE COLOUR

Clear and White

