


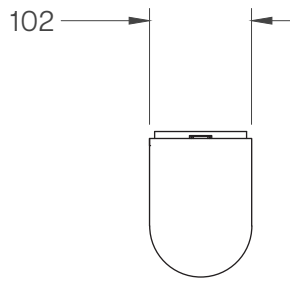


SLIM COLLECTION
EXTRA LARGE WALL SCONCE



SLIM COLLECTION
EXTRA LARGE WALL SCONCE

ARTICOLOSTUDIOS.COM



26V1

ABOUT SLIM

Slim reinterprets mid-century modernism in its architectural form and refined simplicity.

LEAD TIME

6 - 8 weeks

LIGHT SOURCE

5.8W LED Board
400 lumens
2700k warm white
90+ CRI
Dimmable

INSTALLATION

Supplied with external driver

WEIGHT

9kg

CERTIFICATION

CE/AU

WARRANTY

3 years

FITTING FINISHES

Brass
Bronze*
Satin Nickel
Black Electroplate

* As Bronze is a hand applied finish the depth of colour will vary

SHADE COLOURS

Snow
Clear

