

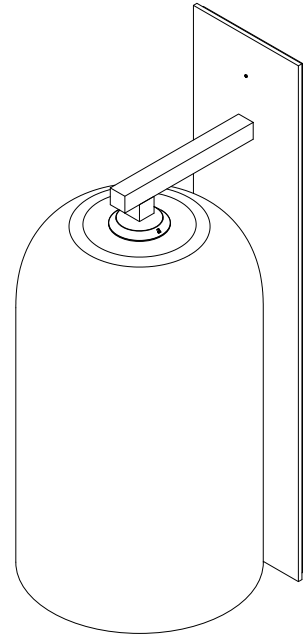
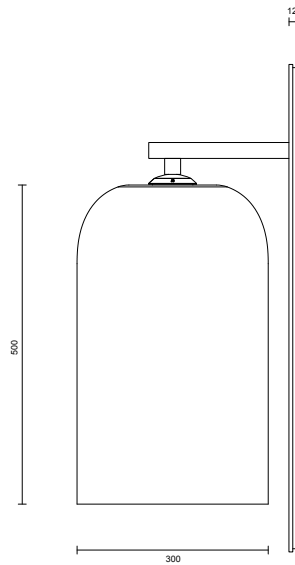
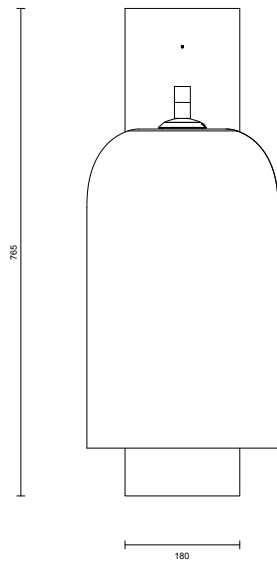
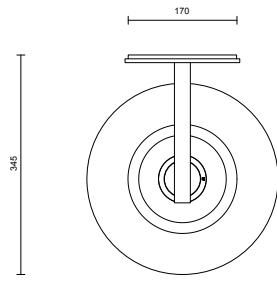
MONI COLLECTION  
EXTERIOR EXTRA LARGE WALL SCONCE



# MONI COLLECTION

ARTICOLOSTUDIOS.COM

## EXTERIOR EXTRA LARGE WALL SCONCE



24V1

### ABOUT MONI

Moni is defined by its fluid form created using a handcrafted artisanal technique refined over generations. .

### LEAD TIME

6 - 8 weeks

### LIGHT SOURCE

11.5Vf 6W LED Board, 500mA  
2700K warm white  
400 lumens  
Dimmable

### INSTALLATION

Supplied with an external driver

### WEIGHT

8kg

### IP RATING

IP65

### CERTIFICATION

CE/AU

### WARRANTY

3 years

### FITTING FINISHES

Anodised Black

### EXTERIOR SHADE COLOUR

Clear and White

