

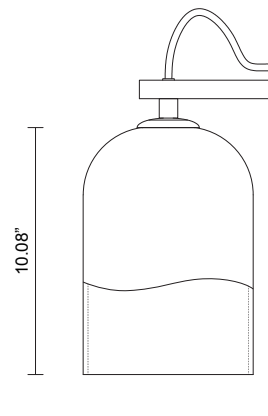

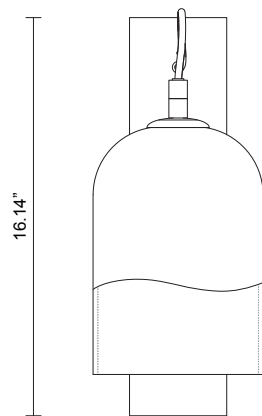
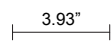
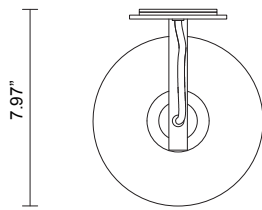
MONI COLLECTION
WALL SCONCE



MONI COLLECTION

ARTICOLOSTUDIOS.COM

WALL SCONCE



23V1

ABOUT MONI

Moni is defined by its fluid form created using a handcrafted artisanal technique refined over generations.

LEAD TIME

8 - 10 weeks

LIGHT SOURCE

120V E14 2 4W LED
2700K warm white
350 lumens
Dimmable
Lamp included

INSTALLATION

Supplied with mounting plate to fit
4.0 square Jbox

WEIGHT

10 lb

CERTIFICATION

US/ETL/CA

WARRANTY

3 years

FITTING FINISHES

Black Electroplate
White Powder Coat
White Powder Coat with Brass Arm
Graphite Powder Coat

SHADE COLOURS

Clear and White

FLEX CORD COLOURS

Black
White
Ivory
Natural Linen
Mid Grey Linen

