

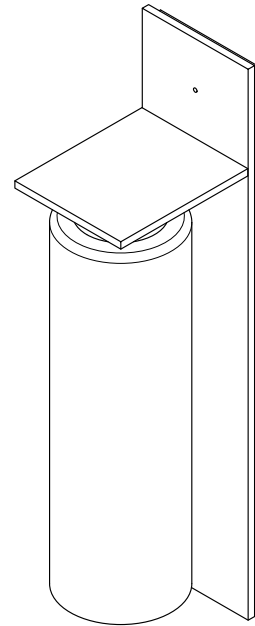
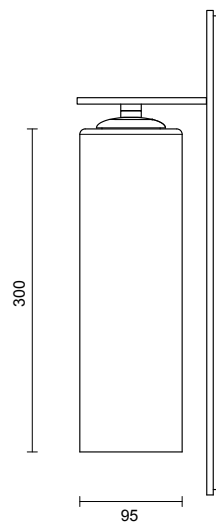
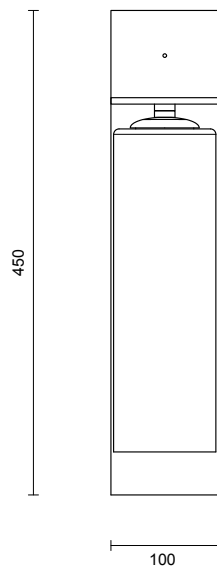
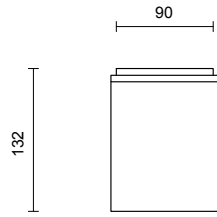
ECLIPSE COLLECTION  
SHORT WALL SCONCE



# ECLIPSE COLLECTION

## SHORT WALL SCONCE

ARTICOLOSTUDIOS.COM



23V1

### ABOUT ECLIPSE

Referencing a design language of earlier decades, Eclipse resonates with timeless contemporary clarity.

### LEAD TIME

6 - 8 weeks

### LIGHT SOURCE

12V 6W Constant Current LED Board,  
500mA  
2700K warm white  
400 lumens  
Dimmable

### INSTALLATION

Supplied with external driver

### WEIGHT

4kg

### CERTIFICATION

CE/AU

### WARRANTY

3 years

### FITTING FINISHES

Anodised Black

\*Custom finishes available by request

### SHADE COLOURS

2/3 Smoke Frost  
2/3 Grey Frost  
2/3 White & Clear

